

## Quick Installation Guide


G403C

4G LTE N300 Wi-Fi Router

### What's in the Box



x1



x1



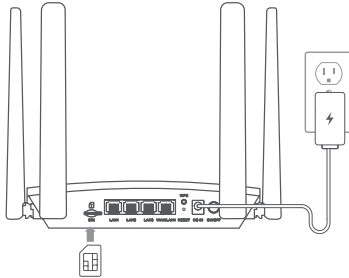
x1



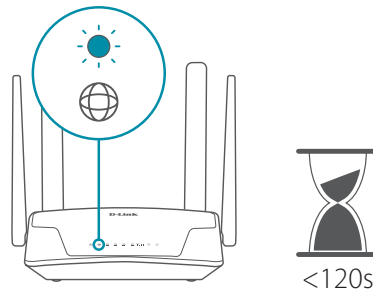
x1

### Installation Instructions

1,



2,

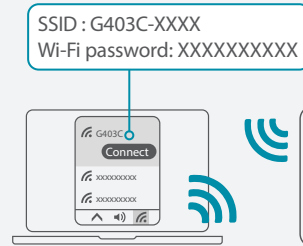


<120s

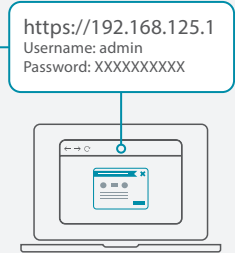


#### OPTION 1

3,

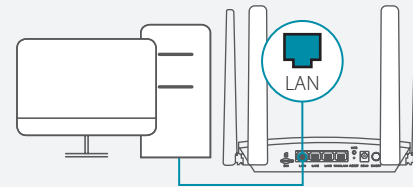


4,

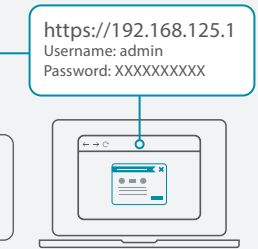


#### OPTION 2

3,



4,



## FAQ

### Why can't I access the web-based configuration utility?

Verify that **https://192.168.125.1** has been correctly entered into the browser. The SSID, Wi-Fi Password, and device password are printed on the device label on the bottom of your device.

### Why can't I access the Internet?

Power cycle your router and check your Internet access again. If you still can not connect to the Internet, contact your Internet service provider.

### What do I do if I forgot my device password or my Wi-Fi Password?

If you forgot your password, you must reset your router. This process will change all your settings back to the factory defaults.

### How do I restore the router to its factory default settings?

Locate the reset button. With the router powered on, use a paper clip to hold the button down until the LED turns solid red. Release the button and the router will go through its reboot process.

## Technical Support

Having trouble installing your new product? D-Link's website contains the latest user documentation and software updates for D-Link products. Customers can contact D-Link Technical Support through our website by choosing the relevant region.

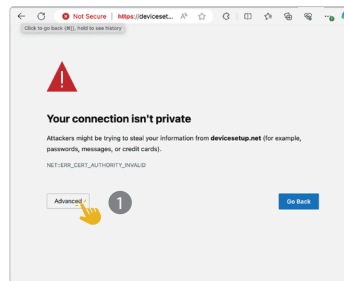


**Contact Us**  
[www.dlink.com/en/contact-us](http://www.dlink.com/en/contact-us)

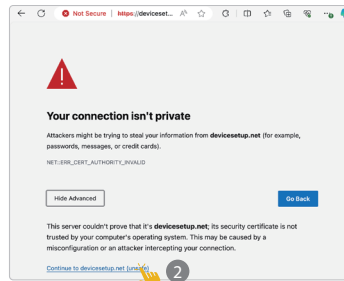
## Web Management Setup Notice

When you access the web management page of your D-Link device during installation, your browser may display a security warning stating, "Your connection isn't private." This is because the device's default management URL is not an actual Internet website with valid certificates and the security of the connection to the device is not compromised. You can proceed with the installation by following these steps:

1. Click the "Advanced" button.



2. Click "Continue to the default management URL."



Now you will be able to log in to your device.

## FCC Warning

This device complies with Part 15 of the FCC Rules. Operation is subject to the following two conditions:

- (1) The device may not cause harmful interference, and
- (2) this device must accept any interference received, including interference that may cause undesired operation.

## GPL Code Statement



**GPL Source Code Support**  
<https://tsd.dlink.com.tw/GPL>