

DWL-G700AP



Wizard

Wireless

LAN

DHCP

Home

Advanced

Tools

Status

Help

Setup Wizard

The DWL-G700AP is a Wireless Access Point. The setup wizard will guide you to configure the DWL-G700AP. The DWL-G700AP's easy setup will allow you to have wireless access within minutes. Please follow the setup wizard step by step to configure the DWL-G700AP.

Run Wizard



DWL-G700AP



Wizard

Wireless

LAN

DHCP

Home

Advanced

Tools

Status

Help

Wireless Settings

Mode :

SSID :

Channel :

Authentication : Open System Shared Key
 WPA-PSK WPA2-PSK
 WPA WPA2

WEP : Enabled Disabled

WEP Encryption :

Key Type :

Key1 :

Key2 :

Key3 :

Key4 :



Apply



Cancel



Help

DWL-G700AP



Wizard

Wireless

LAN

DHCP

Home

Advanced

Tools

Status

Help

Wireless Settings

Mode : Repeater

SSID : default

Channel : 6

Authentication : Open System Shared Key

WPA-PSK WPA2-PSK

WPA WPA2

WEP : Enabled Disabled

WEP Encryption : 64Bit

Key Type : Hex (10 char.)

Key1 :

Key2 :

Key3 :

Key4 :



Apply



Cancel



Help

DWL-G700AP



Wizard

Wireless

LAN

DHCP

Home

Advanced

Tools

Status

Help

Wireless Settings

Mode : Repeater

SSID : default

Channel : 6

Authentication : Open System Shared Key
 WPA-PSK WPA2-PSK
 WPA WPA2

Passphrase :

Confirmed Passphrase :



Apply



Cancel



Help

DWL-G700AP



Wizard

Wireless

LAN

DHCP

Home

Advanced

Tools

Status

Help

LAN Settings

LAN IP Dynamic IP Address

Static IP Address

IP Address

Subnet Mask

Gateway

DNS Server



Apply Cancel Help

DWL-G700AP



Wizard

Wireless

LAN

DHCP

Home Advanced Tools Status Help

DHCP Server

The DWL-G700AP can be setup as a DHCP server to distribute IP addresses to the WLAN network.

DHCP Server Enabled Disabled

Starting IP Address

Ending IP Address

Lease Time



Apply Cancel Help

DHCP Client Table

Host Name	IP Address	MAC Address	Expired Time
None	----	----	----

DWL-G700AP



Performance

Filters

Home

Advanced

Tools

Status

Help

Beacon interval: (msec, range: 1~1000, default: 100)

RTS Threshold: (range: 256~2432, default: 2432)

Fragmentation: (range: 256~2346, default: 2346, even number only)

DTIM interval: (range: 1~255, default: 3)

TX Rates:

Mode Setting: G Mode Mix Mode

Preamble Type: Short Preamble Long Preamble

SSID Broadcast: Enabled Disabled

Antenna transmit power:



Apply Cancel Help

DWL-G700AP



Performance

Filters

Home

Advanced

Tools

Status

Help

MAC Filters

Filters are used to allow or deny Wireless Clients users from accessing the DWL-G700AP..

- Disabled MAC Filters
- Only **allow** MAC address(es) listed below to connect to DWL-G700AP
- Only **deny** MAC address(es) listed below to connect to DWL-G700AP

MAC Address - - - - -

Connected PCs



Apply Cancel Help

MAC Filter List

MAC Address

00-13-46-78-a2-e2
00-00-00-00-00-02
00-00-00-00-00-03
00-00-00-00-00-04
00-00-00-00-00-05
00-00-00-00-00-06
00-00-00-00-00-07
00-00-00-00-00-08
00-00-00-00-00-09
00-00-00-00-00-10
00-00-00-00-00-11
00-00-00-00-00-12
00-00-00-00-00-13
00-00-00-00-00-14
00-00-00-00-00-15
00-00-00-00-00-16
00-00-00-00-00-17
00-00-00-00-00-18
00-00-00-00-00-19
00-00-00-00-00-20



DWL-G700AP



Admin

System

Firmware

Home **Advanced** **Tools** **Status** **Help**

Administrator Settings

New Password

Confirm Password

  
Apply Cancel Help

DWL-G700AP



Admin

System

Firmware


Home Advanced **Tools** Status Help

System Settings

Save Settings to Local Hard Drive

Load Settings From Local Hard Drive

Restore to Factory Default Settings


Help

DWL-G700AP



Admin

System

Firmware

Home Advanced **Tools** Status Help

Firmware Upgrade

There may be new firmware for your DWL-G700AP to improve functionality and performance and please check for an upgrade on our support site. To upgrade the firmware, locate the folder where the firmware was downloaded on the hard drive using the Browse button. Once you have found the file to be used, click the Apply button below to start the firmware upgrade.

Current Firmware Version: v2.10

Firmware Date: Thr, 30 Mar 2006

  
Apply Cancel Help

DWL-G700AP



Device Info

Log

Stats

Wireless

Home

Advanced

Tools

Status

Help

Device Information

Firmware Version **v2.10** Thr, 30 Mar 2006

Ethernet

MAC Address 00:13:46:27:04:e5

IP Address 192.168.10.59

Subnet Mask 255.255.255.0

Gateway 0.0.0.0

DHCP Server Disabled

Wireless

SSID G700AP

Encryption Function WPA2

Channel 7



Help

DWL-G700AP



Device Info

Log

Stats

Wireless

Home

Advanced

Tools

Status

Help

View Log

First Page

Last Page

Previous

Next

Clear

Log Settings



Help

page 1 of 1

Time	Message

DWL-G700AP



Device Info

Log

Stats




Wireless

Home Advanced Tools **Status** Help

View Log

Syslog Enabled Disabled

Syslog server

Apply Cancel Help

DWL-G700AP



Device Info

Log

Stats

Wireless

Home Advanced Tools **Status** Help

Traffic Statistics

Traffic Statistics display Receive and Transmit Packets Passing through the DWL-G700AP

Ethernet

Send	Good Packets	1641
Recv	Good Packets	1673

Wireless

Send	Good Packets	3356
Send		
Recv	Good Packets	5329


Help

DWL-G700AP



Device Info

Log

Stats

Wireless

Home Advanced Tools **Status** Help

Connected Wireless PCs List


Help

Connected Time	MAC Address
None	---

DWL-G700AP



Menu

Home

Advanced

Tools

Status

Help

Home

- [Setup Wizard](#)
- [Wireless](#)
- [LAN Settings](#)
- [DHCP Server](#)

Advanced

- [Performance](#)
- [Filters](#)

Tools

- [Administrator Settings](#)
- [System Settings](#)
- [Firmware Upgrade](#)

Status

- [Device Information](#)
- [Log](#)
- [Stats](#)
- [Wireless](#)

FAQs