

# Quick Installation Guide DWA-120

Wireless 108G USB Adapter

## Package Contents

If any of the items are missing, please contact your reseller.



DWA-120  
Wireless 108G USB  
Adapter

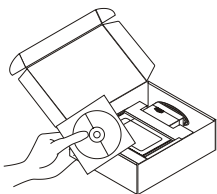


CD-ROM  
(Installation CD, Manual  
and Warranty)

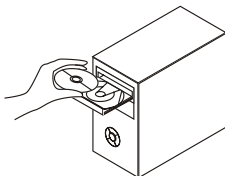
## Quick Installation

**Warning:** Do NOT install the Adapter into your computer before installing the driver software from the D-Link CD.

**1** Remove the D-Link CD-ROM.



**2** A. Insert D-Link CD-ROM into your computer.  
(OS requirement: WINDOWS 98SE/ ME/ 2000/ XP/ Vista)



B. Click "Install Driver"  
( Follow the instruction on the screen and for more information please click " View Manual" )



## Technical Support

You can find software updates and user documentation on the D-Link website.

### Tech Support for customers within Australia:

***D-Link Technical Support over the Telephone:***

1300-766-868

Monday to Friday 8:00am to 8:00pm EST

Saturday 9:00am to 1:00pm EST

***D-Link Technical Support over the Internet:***

<http://www.dlink.com.au>

[email:support@dlink.com.au](mailto:support@dlink.com.au)

### Tech Support for customers within New Zealand:

***D-Link Technical Support over the Telephone:***

0800-900-900

Monday to Friday 8:30am to 8:30pm

Saturday 9:00am to 5:00pm

***D-Link Technical Support over the Internet:***

<http://www.dlink.co.nz>

[email:support@dlink.co.nz](mailto:support@dlink.co.nz)

**D-Link®**  
Building Networks for People

## Technical Support

You can find software updates and user documentation on the D-Link website.

### **Tech Support for customers within South Eastern Asia and Korea:**

#### ***D-Link South Eastern Asia and Korea Technical Support over the Telephone:***

+65-6895-5355

Monday to Friday 9:00am to 12:30pm, 2:00pm-6:00pm  
Singapore Time

#### ***D-Link Technical Support over the Internet:***

email: [support@dlink.com.sg](mailto:support@dlink.com.sg)

**D-Link<sup>®</sup>**  
Building Networks for People

## Technical Support

You can find software updates and user documentation on the D-Link website.

### Tech Support for customers within India

***D-Link Technical Support over the Telephone:***

+91-22-26526741

+91-22-26526696 –ext 161 to 167

Monday to Friday 9:30am to 7:00pm

***D-Link Technical Support over the Internet:***

<http://www.dlink.co.in>

<http://www.dlink.co.in/dlink/drivers/support.asp>

<ftp://support.dlink.co.in>

email: [techsupport@dlink.co.in](mailto:techsupport@dlink.co.in)

**D-Link<sup>®</sup>**

**Building Networks for People**

## Technical Support

You can find software updates and user documentation on the D-Link website.

D-Link provides free technical support for customers for the duration of the warranty period on this product.

Customers can contact D-Link technical support through our web site or by phone.

### Tech Support for customers within the Russia

***D-Link Technical Support over the Telephone:***

(495) 744-00-99

Monday to Friday 10:00am to 6:30pm

***D-Link Technical Support over the Internet:***

<http://www.dlink.ru>

email: [support@dlink.ru](mailto:support@dlink.ru)

**D-Link®**  
Building Networks for People

## Technical Support

You can find software updates and user documentation on the D-Link website.

### Tech Support for customers within the U.A.E & North Africa:

***D-Link Technical Support over the Telephone:***

(971) 4-391-6480 (U.A.E)

Sunday to Wednesday 9:00am to 6:00pm GMT+4

Thursday 9:00am to 1:00pm GMT+4

D-Link Middle East & North Africa

***D-Link Technical Support over the Internet:***

<http://support.dlink-me.com>

[email:support@dlink-me.com](mailto:support@dlink-me.com)

### Tech Support for customers within Israel:

***D-Link Technical Support over the Telephone:***

(972) 9-9715701

Sunday to Thursday 9:00am to 5:00pm

***D-Link Technical Support over the Internet:***

<http://www.dlink.co.il/support/>

e-mail: [support@dlink.co.il](mailto:support@dlink.co.il)

### Tech Support for customers within Turkey:

***D-Link Technical Support over the Telephone:***

0090 312 473 40 55

Monday to Friday 9:00am to 6:00pm

***D-Link Technical Support over the Internet:***

<http://www.dlink.com.tr>

e-mail: [turkiye@dlink-me.com](mailto:turkiye@dlink-me.com)

### Tech Support for customers within Egypt:

***D-Link Technical Support over the Telephone:***

+202-2919035, +202-2919047

Sunday to Thursday 9:00am to 5:00pm

***D-Link Technical Support over the Internet:***

<http://support.dlink-me.com>

e-mail: [amostafa@dlink-me.com](mailto:amostafa@dlink-me.com)

**D-Link®**  
Building Networks for People

## Technical Support

You can find software updates and user documentation on the D-Link website.

### **Tech Support for customers within South Africa and Sub Sahara Region:**

#### ***D-Link South Africa and Sub Sahara Technical Support over the Telephone:***

+27-12-665-2165

08600 DLINK ( For South Africa only )

Monday to Friday 8:30am to 9:00pm South Africa Time

#### ***D-Link Technical Support over the Internet:***

<http://www.d-link.co.za>

[email:support@d-link.co.za](mailto:support@d-link.co.za)

**D-Link<sup>®</sup>**  
Building Networks for People

## Technical Support

You can find software updates and user documentation on the D-Link website.

### Tech Support for Latin America customers:

#### *D-Link Technical Support over the followings Telephones:*

<b>Argentina:</b> 0-800 122 35 465	Monday to Friday 09:00am to 22:00pm
<b>Chile:</b> 800-835465	Monday to Friday 08:00am to 21:00pm
<b>Colombia:</b> 01-800 952 54 65	Monday to Friday 07:00am to 20:00pm
<b>Ecuador:</b> 1800-035465	Monday to Friday 07:00am to 20:00pm
<b>El Salvador:</b> 800-6137	Monday to Friday 06:00am to 19:00pm
<b>Guatemala:</b> 1800-300 0017	Monday to Friday 06:00am to 19:00pm
<b>Panama:</b> 00-800 052 54 65	Monday to Friday 07:00am to 20:00pm
<b>Peru:</b> 0800-00 968	Monday to Friday 07:00am to 20:00pm
<b>Venezuela:</b> 0-800-100 5767	Monday to Friday 08:00am to 21:00pm

#### *D-Link Technical Support over the Internet:*

[www.dlinkla.com](http://www.dlinkla.com)  
[www.dlinklatinamerica.com](http://www.dlinklatinamerica.com)  
email: [support@dlink.cl](mailto:support@dlink.cl)

### Tech Support for customers within Brazil:

#### *D-Link Technical Support over the Telephone:*

0800 70 24 104  
Monday to Friday 8:30am to 18:30pm

#### *D-Link Technical Support over the Internet:*

[www.dlinkbrasil.com.br](http://www.dlinkbrasil.com.br)  
email: [suporte@dlinkbrasil.com.br](mailto:suporte@dlinkbrasil.com.br)

**D-Link®**  
Building Networks for People



# Руководство по быстрой установке DWA-120

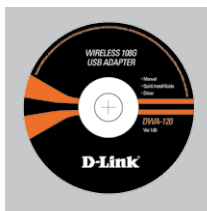
Wireless 108G USB Adapter

## Комплект поставки

Если что-либо из перечисленного отсутствует, обратитесь к поставщику.



DWA-120  
Wireless 108G USB  
Adapter

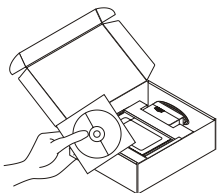


Компакт-диск (содержит  
ПО, Руководство  
пользователя и  
гарантию)

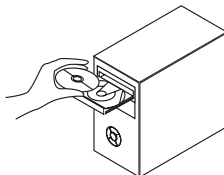
## Быстрая установка

**Предупреждение:** НЕ устанавливайте адаптер в компьютер до тех пор, пока не установите драйверы с диска D-Link!

**1** Вытащите компакт-диск D-Link.



**2** А. Поместите компакт-диск D-Link в компьютер  
(Требуемая ОС:  
WINDOWS 98SE/ ME/  
2000/ XP/ Vista )



В. Нажмите "Install Driver".  
(Следуйте инструкциям на  
экране и для дополнительной  
информации, пожалуйста,  
нажмите " View Manual" )



## **Техническая поддержка**

Обновления программного обеспечения и документация доступны на Интернет-сайте D-Link.

D-Link предоставляет бесплатную поддержку для клиентов в течение гарантийного срока.

Клиенты могут обратиться в группу технической поддержки D-Link по телефону или через Интернет.

### **Техническая поддержка D-Link:**

(495) 744-00-99

### **Техническая поддержка через Интернет**

<http://www.dlink.ru>

email: [support@dlink.ru](mailto:support@dlink.ru)

**D-Link<sup>®</sup>**  
**Building Networks for People**

# Guía de instalación rápida DWA-120

Wireless 108G USB Adapter

## ¿Qué contiene la caja?

Si falta alguno de estos componentes, contacte con el proveedor.



DWA-120  
Wireless 108G USB  
Adapter

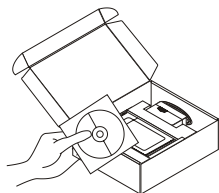


CD-ROM  
(Manual, software y  
garantía en el CD-ROM)

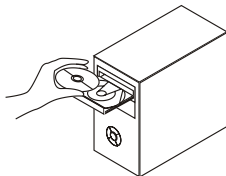
## Guía de instalación rápida

**Atención:** NO instale el adaptador en su ordenador sin antes haber instalado el software con el controlador que se encuentra en el CD-ROM de D-Link.

**1** Saque el CD D-Link.



**2** A. Inserte el CD-ROM de D-Link en su computador (Sistema Operativo requerido: WINDOWS 98SE/ ME/ 2000/ XP/ Vista)



B. Haga clic en "Install Driver" (Siga las instrucciones en la pantalla, para más información, por favor haga clic en "View Manual")



## Asistencia Técnica

D-Link Latin América pone a disposición de sus clientes, especificaciones, documentación y software mas reciente a través de nuestro Sitio Web [www.dlinkla.com](http://www.dlinkla.com)

El servicio de soporte técnico tiene presencia en numerosos países de la Región Latino América, y presta asistencia gratuita a todos los clientes de D-Link, en forma telefónica e internet, a través de la casilla [soporte@dlinkla.com](mailto:soporte@dlinkla.com)

### **Soporte Técnico Help Desk Argentina:**

**Teléfono:** 0-800 122 35 465 Lunes a Viernes 09:00 am a 22:00 pm

### **Soporte Técnico Help Desk Chile:**

**Teléfono:** 800 8 35465 Lunes a Viernes 08:00 am a 21:00 pm

### **Soporte Técnico Help Desk Colombia:**

**Teléfono:** 01-800 952 54 65 Lunes a Viernes 07:00 am a 20:00 pm

### **Soporte Técnico Help Desk Ecuador:**

**Teléfono:** 1800-035465 Lunes a Viernes 07:00 am a 20:00 pm

### **Soporte Técnico Help Desk El Salvador:**

**Teléfono:** 800-6137 Lunes a Viernes 06:00 am a 19:00 pm

### **Soporte Técnico Help Desk Guatemala:**

**Teléfono:** 1800-300 0017 Lunes a Viernes 06:00 am a 19:00 pm

### **Soporte Técnico Help Desk Panamá:**

**Teléfono:** 00-800 052 54 65 Lunes a Viernes 07:00 am a 20:00 pm

### **Soporte Técnico Help Desk Perú:**

**Teléfono:** 0800-00 968 Lunes a Viernes 07:00 am a 20:00 pm

### **Soporte Técnico Help Desk Venezuela:**

**Teléfono:** 0-800-100 5767 Lunes a Viernes 08:00 am a 21:00 pm

**D-Link®**  
Building Networks for People

# Guia de instalação rápida DWA-120

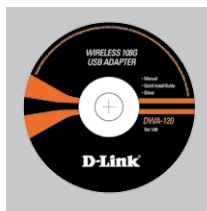
Wireless 108G USB Adapter

## Conteúdo da embalagem

Se algum destes itens não estiver na embalagem entre em contacto com o seu revendedor.



DWA-120  
Wireless 108G USB  
Adapter

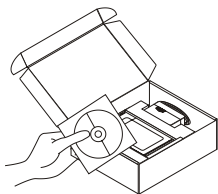


CD-ROM  
(Manual, software e  
garantia no CD)

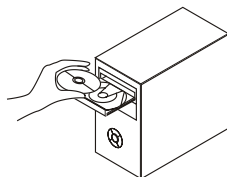
## Instalação rápida

**Aviso:** NÃO instale o adaptador no seu computador antes de instalar o software do controlador que está no CD da D-Link.

**1** Retire o CD D-Link.



**2** A. Insira o CD-ROM da D-Link no seu computador (Sistema Operacional WINDOWS 98SE/ ME/ 2000/ XP/ Vista)



B. Clique em " Install Driver" ( Siga as instruções na tela e para maiores informações, por favor clique em "View Manual".)



## Suporte Técnico

Você pode encontrar atualizações de software e documentação de usuário no site da D-Link Brasil [www.dlinkbrasil.com.br](http://www.dlinkbrasil.com.br).

A D-Link fornece suporte técnico gratuito para clientes no Brasil durante o período de vigência da garantia deste produto.

### Suporte Técnico para clientes no Brasil:

#### **Telefone**

São Paulo (11) 2185-9301

Segunda à sexta

Das 8h30 às 18h30

Demais Regiões do Brasil 0800 70 24 104

#### **E-mail:**

email:[suporte@dlinkbrasil.com.br](mailto:suporte@dlinkbrasil.com.br)

**D-Link<sup>®</sup>**  
Building Networks for People

# 快速安裝手冊

## DWA-120

USB 無線網路卡

### 產品包裝清單

在您購買時若有遺失任何配件,請與您的購買的店家聯繫。



DWA-120  
USB無線網路卡

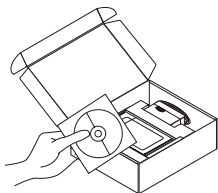


光碟  
(內含驅動程式,  
產品使用手冊)

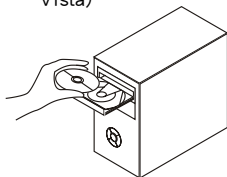
### 快速安裝

**警告：**在安裝D-Link CD的驅動程式之前，不要將網路卡插在電腦上。

**1** 取出D-Link CD-ROM



**2** A. 請將D-Link CD-ROM 放入您的電腦光碟機(作業系統需求：WINDOWS 98SE/ ME/ 2000/ XP/ Vista)



B. 點選“Install Driver”  
(請依照畫面描述說明執行，  
關於詳細細節請點選  
“View Manual” )



## D-Link 友訊科技 台灣分公司 技術支援資訊

如果您還有任何本使用手冊無法協助您解決的產品相關問題，台灣地區用戶可以透過我們的網站、電子郵件或電話等方式與D-Link台灣地區技術支援工程師聯絡。

D-Link 免付費技術諮詢專線

0800-002-615

服務時間：週一至週五，早上8:30 到 晚上7:00

(不含周六、日及國定假日)

網 站：<http://www.dlink.com.tw>

電子郵件：[dssqa\\_service@dlink.com.tw](mailto:dssqa_service@dlink.com.tw)

如果您是台灣地區以外的用戶，請參考D-Link網站 全球各地分公司的聯絡資訊以取得相關支援服務。

產品保固期限、台灣區維修據點查詢，請參考以下網頁說明：

<http://www.dlink.com.tw>

產品維修：

使用者可直接送至全省聯強直營維修站或請洽您的原購買經銷商。

**D-Link®**  
Building Networks for People



---

# Notes

---

**D-Link<sup>®</sup>**



Ver. 1.00 (I)  
2007/04/09

6DWA120QML01G