

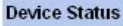
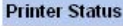


DP-G301 Screenshots (fw 1.33)



Home Configuration Tools Help

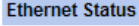

Server Name : PS-000249
Model : DP-G301
Firmware Version : 1.33 (2007-03-14)
MAC Address : 00 1B 11 00 02 49
IP Address : 192.168.0.10 (Manual)
Up Time : 0 days, 00:00:06


LPT : Printer Name : PS-000249-P1
Printer Speed : High
Printer Status : Off line


Total Print Jobs : 0
Total Print Size : 0 KBytes

Printing Status : Idle
Name :
MAC :
IP :
Protocol :

Spooling Size : 0 Bytes
Printing Size : 0 Bytes


Link : Yes
Speed : 100M bps
Full Duplex : Yes

Tx Packets : 31
Tx Errors : 0
Rx Packets : 19
Rx Errors : 0


Refresh



System

Wireless

Network

User

Home

Configuration

Tools

Help

Wireless Status

Connection Mode : Infrastructure
Link : No
SSID : default (MAC : 00 00 00 00 00 00)
Channel : 6
Transmission Rate : 54M bps
Encryption : No

Tx Packets : 0
Tx Errors : 0
Rx Packets : 0
Rx Errors : 0



Refresh



System

Wireless

Network

User

Home

Configuration

Tools

Help

Auto IP

DHCP/BOOTP : Disable (IP : 0.0.0.0)
UPnP : Enable (IP : 169.254.2.73)
Mac Bonjour/Rendezvous : Enable (IP : 192.168.0.10)

TCP/IP Printing

LPR Printing : Status : Running
Total Print Jobs : 0
Total Print Size : 0 KBytes

Port (9100) Printing : Status : Running
Total Print Jobs : 0
Total Print Size : 0 KBytes

IPP Printing : Status : Running
Total Print Jobs : 0
Total Print Size : 0 KBytes

FTP Printing : Status : Running
Total Print Jobs : 0
Total Print Size : 0 KBytes

E-mail Printing : Status : Running
Total Print Jobs : 0
Total Print Size : 0 KBytes

Microsoft Network Printing

SMB (Over NetBEUI) Printing : Status : Running
Total Print Jobs : 0
Total Print Size : 0 KBytes

SMB (Over NBT) Printing : Status : Running
Total Print Jobs : 0
Total Print Size : 0 KBytes

MAC AppleTalk Printing

AppleTalk Printing : Status : Running
Total Print Jobs : 0
Total Print Size : 0 KBytes



Home

Configuration

Tools

Help



System

Wireless

Network

User

Users Printing Log

	MAC	IP	Name	Jobs	Size(KBytes)
--	-----	----	------	------	--------------





System

Wireless

Network

User

SNMP

Home **Configuration** Tools Help

System Device

Server Name :

Location :

Admin Contact :

Password : New Password :

Confirm Again :

Port Setting

LPT : Port Name :

Description :

Speed :

PJL Printer :

 
Apply Cancel



System

Wireless

Network

User

SNMP

Home

Configuration

Tools

Help

Wireless Interface

Connection Mode : Infrastructure
 Ad-Hoc

SSID :

Wireless Channel :

Transmission Rate :

Encryption

Disable

WEP Encryption

Length : 64bits 128bits

Format : ASCII HEX

Key 1 :

Key 2 :

Key 3 :

Key 4 :

Encrypt Data Transmissions Using :

Authentication Type : Open System Shared Key Both

WPA-PSK

Preshared Key: (8-63 ASCII or 64 HEX characters)

Advanced Setting

Beacon Interval : (ms)

Preamble : Long Short



Apply Cancel

Home

Configuration

Tools

Help



System

Wireless

Network

User

SNMP

TCP/IP

IP Address : Manually Assign
IP Address :
Subnet Mask :
Default Gateway :
 Automatically Assign

DNS Server Address : 1.
2.

UPnP : Enable Disable

Mac Bonjour/Rendezvous : Enable Disable

Second HTTP Port : Enable Disable
Port Number :
(For Remote Web Configuration and IPP Printing)

Microsoft Network

Workgroup :

AppleTalk

AppleTalk Zone :

LPT : Chooser Name : PS-000249-P1
Printer Type :
PostScript Level :
Font Group :



Apply Cancel

Home

Configuration

Tools

Help



System

Wireless

Network

User

SNMP

Printing Control

Enable User Printing Control : Yes No



Apply Cancel

Define Users

Add User : User Name :

MAC Address :
(Example : 00 80 C8 A1 B2 C3)

Delete User :

User List :

Name	MAC
------	-----

Home

Configuration

Tools

Help



System

Wireless

Network

User

SNMP

SNMP Management

Community 1	Name	:	<input type="text" value="public"/>
	Access Right	:	<input type="text" value="Read/Write"/> ▾
Community 2	Name	:	<input type="text"/>
	Access Right	:	<input type="text" value="Read Only"/> ▾
Community 3	Name	:	<input type="text"/>
	Access Right	:	<input type="text" value="Read Only"/> ▾



Apply **Cancel**



Print Test

E-mail

Reset

Upgrade

Backup

Home

Configuration

Tools

Help

Print Test

Port Selection

LPT



Apply



Print Test

E-mail

Reset

Upgrade

Backup

Home

Configuration

Tools

Help

E-mail Account

Print Server E-mail Address :

Incoming E-mail (POP3) Server Address :

Outgoing E-mail (SMTP) Server Address :

Account Name :

Password :



Apply Cancel

E-mail Notification

Enable e-mail notification for printer status changing : Yes No

Admin E-mail Address :
(Use ";" to separate multiple e-mail address)



Apply Cancel

E-mail test will send an e-mail to Admin's e-mail address.
Do you want to test e-mail account?

Test

E-mail Printing

E-mail Printing : Enable Disable

Receive E-mail Interval : (minutes)



Apply Cancel

Do you want to receive e-mail and print out?

Receive



Print Test

E-mail

Reset

Upgrade

Backup

Home

Configuration

Tools

Help

Reset

Do you want to reset this device?



Apply

Factory Reset

Do you want to restore this device to factory default setting?



Apply

Home

Configuration

Tools

Help



Print Test

E-mail

Reset

Upgrade

Backup

Upgrade

Note: Please make sure that you use the correct firmware before you proceed. If you do not know which firmware you should use, please contact your local dealer for technical support.

Current Firmware Version and Date: 1.33 (2007-03-14)

Firmware Upgrade

Select A Firmware File :

Browse...



Apply



Cancel



Print Test

E-mail

Reset

Upgrade

Backup

Home

Configuration

Tools

Help

Backup Device Configuration to File

Do you want to backup the configuration to file?



Apply

Restore Device Configuration from File

Select A Configuration File :

Browse...



Apply



Cancel



Home

Configuration

Tools

Help

Help

For US customer support, please visit us online at <http://support.dlink.com>

Home

System
Wireless
Network
User

Configuration

System
Wireless
Network
User
SNMP

Tools

Print Test
E-mail
Reset
Upgrade
Backup