

WIRELESS 108G ROUTER



- Quick Installation Guide+
- Руководство по быстрой установке+
- Guía de Instalación Rápida+
- Guia de Instalação Rápida+
- 快速安裝指南+
- Petunjuk Pemasangan Cepat+

Quick Installation Guide DIR-400


WIRELESS 108G ROUTER

Package Contents

If any of the items are missing, please contact your reseller.



DIR-400
WIRELESS 108G
ROUTER



CD-ROM
(Quick Router Setup
Wizard, Manual)



Ethernet (CAT5 UTP)
Cable



Power Adapter

Default IP: 192.168.0.1
Default Username: Admin
Default Password: Blank

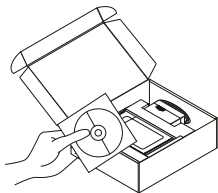


Note :

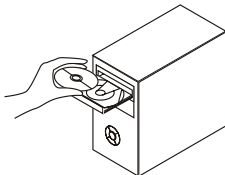
Using a power supply with a different voltage rating will damage and void the warranty of this product.

Quick Installation

- 1** Remove the Quick Router Setup Wizard CD.



- 2** A. Be sure your Internet connection is active. **DO NOT** plug the router in yet.
B. Insert the Quick Router Setup Wizard CD into your computer. (OS requirement: WINDOWS 2000 / XP)



- 3** Click "Install Router" (Follow the instruction on the screen and for more information please click "View Manual")

■ Install Router

Technical Support

You can find software updates and user documentation on the D-Link website.

Tech Support for customers in

Australia:

Tel: 1300-766-868

Monday to Friday 8:00am to 8:00pm EST

Saturday 9:00am to 1:00pm EST

<http://www.dlink.com.au>

e-mail: support@dlink.com.au

India:

Tel: 1800-222-002

Monday to Friday 9:30AM to 7:00PM

<http://www.dlink.co.in/support/productsupport.aspx>

Indonesia, Malaysia, Singapore and Thailand:

Tel: +62-21-3851275 (Indonesia)

Tel: 1800-882-880 (Malaysia)

Tel: +65 66229355 (Singapore)

Tel: +66-2-719-8978/9 (Thailand)

Monday to Friday 9:00am to 6:00pm

<http://www.dlink.com.sg/support/>

e-mail: support@dlink.com.sg

Korea:

Tel: +82-2-890-5496

Monday to Friday 9:00am to 6:00pm

<http://www.d-link.co.kr>

e-mail: lee@d-link.co.kr

New Zealand:

Tel: 0800-900-900

Monday to Friday 8:30am to 8:30pm

Saturday 9:00am to 5:00pm

<http://www.dlink.co.nz>

e-mail: support@dlink.co.nz

D-Link®

Building Networks for People

Technical Support

You can find software updates and user documentation on the D-Link website.

Tech Support for customers in

Egypt:

Tel: +202-2919035 or +202-2919047
Sunday to Thursday 9:00am to 5:00pm
<http://support.dlink-me.com>
e-mail: amostafa@dlink-me.com

Iran:

Tel: +98-21-88822613
Sunday to Thursday 9:00am to 6:00pm
<http://support.dlink-me.com>
e-mail: support.ir@dlink-me.com

Israel:

Tel: +972-9-9715701
Sunday to Thursday 9:00am to 5:00pm
<http://www.dlink.co.il/support/>
e-mail: support@dlink.co.il

Pakistan:

Tel: +92-21-4548158 or +92-21-4548310
Sunday to Thursday 9:00am to 6:00pm
<http://support.dlink-me.com>
e-mail: support.pk@dlink-me.com

South Africa and Sub Sahara Region:

Tel: +27-12-665-2165
08600 DLINK (for South Africa only)
Monday to Friday 8:30am to 9:00pm South Africa Time
<http://www.d-link.co.za>

Turkey:

Tel: +90-212-2895659
Monday to Friday 9:00am to 6:00pm
<http://www.dlink.com.tr>
e-mail: turkiye@dlink-me.com
e-mail: support@d-link.co.za

U.A.E and North Africa:

Tel: +971-4-391-6480 (U.A.E)
Sunday to Wednesday 9:00am to 6:00pm GMT+4
Thursday 9:00am to 1:00pm GMT+4
<http://support.dlink-me.com>
e-mail: support@dlink-me.com

D-Link®
Building Networks for People

Notes

Руководство по быстрой установке Маршрутизатор DIR-400


WIRELESS 108G ROUTER

Комплект поставки

Если что-либо из перечисленного отсутствует, обратитесь к поставщику.



DIR-400
WIRELESS 108G
ROUTER



Компакт-диск
(Мастер быстрой
установки
маршрутизатора,
руководство пользователя
и гарантию.)



Кабель Ethernet (UTP 5
категории)



Адаптер питания

IP по умолчанию: 192.168.0.1

Имя пользователя по умолчанию: Admin

Пароль по умолчанию:

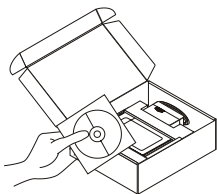


Замечание:

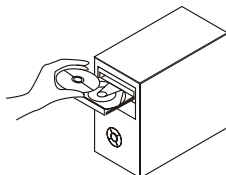
Использование источника питания с другим напряжением питания может привести к выходу из строя устройства и потере гарантии.

Быстрая установка

- 1** Вытащите компакт диск с мастером быстрой установки.



- 2** А. Убедитесь, что Интернет-соединение активно. Пока не включайте маршрутизатор.
В. Поместите компакт-диск с мастером установки маршрутизатора в компьютер. (Требуемая ОС: WINDOWS 2000/ XP)



- 3** Нажмите "Install Router" (Следуйте инструкциям на экране и для дополнительной информации, пожалуйста, нажмите "View Manual")

Install Router

Техническая поддержка

Обновления программного обеспечения и документация доступны на Интернет-сайте D-Link.

D-Link предоставляет бесплатную поддержку для клиентов в течение гарантийного срока.

Клиенты могут обратиться в группу технической поддержки D-Link по телефону или через Интернет.

Техническая поддержка D-Link:

+495-744-00-99

Техническая поддержка через Интернет

<http://www.dlink.ru>

e-mail: support@dlink.ru

D-Link®
Building Networks for People

Guía de Instalación Rápida DIR-400


WIRELES 108G ROUTER

Contenido del Paquete

Si nota que falta algún artículo, favor contáctese con su Vendedor.



DIR-400
WIRELESS 108G
ROUTER



CD-ROM
(Asistente de
configuración rápida
del Router, Manual y
Garantía)



Cable Ethernet
(CAT5 UTP)



Adaptador de Poder

Default IP: 192.168.0.1

Default Username: Admin

Default Password:




Nota :

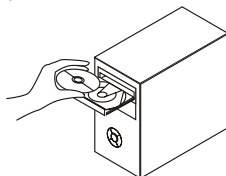
Si usa un adaptador de energía con diferente voltaje, se puede dañar el equipo, y con esto anular la garantía.

Instalación Rápida

1 Retire el CD de Asistente de configuración rápida del Router.



2 A. Asegúrese que su conexión a Internet este activada. No conecte el Router todavía.
B. Inserte el CD de Asistente de Configuración Rápida del Router en su Computador. (Requerimientos de Sistema Operativo: WINDOWS 2000/XP)



3 C. Haga clic en "Install Router" (Siga las instrucciones en la pantalla, para mas información, por favor haga click en "View Manual")

Install Router

Asistencia Técnica

D-Link Latin América pone a disposición de sus clientes, especificaciones, documentación y software mas reciente a través de nuestro Sitio Web www.dlinkla.com

El servicio de soporte técnico tiene presencia en numerosos países de la Región Latino América, y presta asistencia gratuita a todos los clientes de D-Link, en forma telefónica e internet, a través de la casilla soporte@dlinkla.com

Soporte Técnico Help Desk Argentina:

Teléfono: 0-800 122 35 465 Lunes a Viernes 09:00 am a 22:00 pm

Soporte Técnico Help Desk Chile:

Teléfono: 800 8 35465 Lunes a Viernes 08:00 am a 21:00 pm

Soporte Técnico Help Desk Colombia:

Teléfono: 01-800 952 54 65 Lunes a Viernes 07:00 am a 20:00 pm

Soporte Técnico Help Desk Ecuador:

Teléfono: 1800-035465 Lunes a Viernes 07:00 am a 20:00 pm

Soporte Técnico Help Desk El Salvador:

Teléfono: 800-6137 Lunes a Viernes 06:00 am a 19:00 pm

Soporte Técnico Help Desk Guatemala:

Teléfono: 1800-300 0017 Lunes a Viernes 06:00 am a 19:00 pm

Soporte Técnico Help Desk Panamá:

Teléfono: 00-800 052 54 65 Lunes a Viernes 07:00 am a 20:00 pm

Soporte Técnico Help Desk Perú:

Teléfono: 0800-00 968 Lunes a Viernes 07:00 am a 20:00 pm

Soporte Técnico Help Desk Venezuela:

Teléfono: 0-800-100 5767 Lunes a Viernes 08:00 am a 21:00 pm

D-Link®

Building Networks for People

Guia de Instalação Rápida DIR-400


WIRELESS 108G ROUTER

Conteúdo da Embalagem

Se algum desses itens estiver faltando, favor entrar em contato com a sua revenda.



DIR-400
WIRELESS 108G
ROUTER



CD-ROM
(Assistente de
Configuração Rápida,
e Manual)



Cabo Ethernet
(CAT5 UTP)



Adaptador de Energia

Default IP: 192.168.0.1

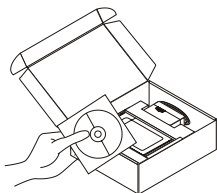
Default Username: Admin

Default Password:

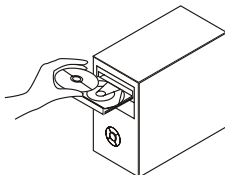
⚠ Note :
Usar uma fonte de energia com a voltagem diferente pode danificar o produto e violar a garantia.

Quick Installation

- 1** Retire o CD de instalação do Roteador, na embalagem do produto.



- 2** A. Certifique-se que a sua conexão a Internet esteja ativa. Mas não a conecte no Roteador ainda.
B. Insira o CD de configuração no drive de CD do seu computador. (Sistema Operacional Necessário: WINDOWS 2000/XP)



- 3** Clique em "Install Router" (Siga as instruções na tela e para maiores informações, por favor clique em "View Manual".)

▣ Install Router

Suporte Técnico

Você pode encontrar atualizações de software e documentação de usuário no site da D-Link Brasil www.dlinkbrasil.com.br.

A D-Link fornece suporte técnico gratuito para clientes no Brasil durante o período de vigência da garantia deste produto.

Suporte Técnico para clientes no Brasil:

Telefone

São Paulo +11-2185-9301

Segunda à sexta

Das 8h30 às 18h30

Demais Regiões do Brasil 0800 70 24 104

E-mail:

e-mail: suporte@dlinkbrasil.com.br

D-Link[®]
Building Networks for People

快速安裝手冊

DIR-400


WIRELESS 108G ROUTER

產品包裝清單

在您購買時若有遺失任何配件，請與您的購買的店家聯繫。



DIR-400
WIRELESS 108G
ROUTER



光碟
(快速設定精靈，
與使用手冊)



乙太網路線
(CAT5 UTP)



電源供應器

預設網址：192.168.0.1

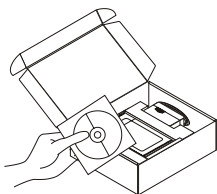
預設使用者名稱：Admin

預設密碼：空白

⚠ 注意：
使用非原廠提供之電源供應器導致設備損壞，將失去產品保固權益。

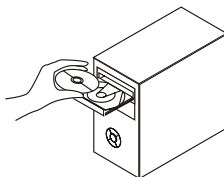
快速安裝

1 取出快速安裝精靈光碟片



2 A. 在您尚未安裝寬頻路由器，請先確認您的網際網路連線是正常的。

B. 將光碟片放入您的電腦光碟機中。（作業系統需求：WINDOWS 2000/XP）



3 點選
“Install Router”
(請依照畫面描述說明執行，關於詳細細節請點選
“View Manual”)

■ Installer Router

D-Link 友訊科技 台灣分公司 技術支援資訊

如果您還有任何本使用手冊無法協助您解決的產品相關問題，台灣地區用戶可以透過我們的網站、電子郵件或電話等方式與D-Link台灣地區技術支援工程師聯絡。

D-Link 免付費技術諮詢專線

0800-002-615

服務時間：週一至週五，早上8:30 到 晚上7:00
(不含周六、日及國定假日)

網 站：<http://www.dlink.com.tw>

電子郵件：dssqa_service@dlink.com.tw

如果您是台灣地區以外的用戶，請參考D-Link網站 全球各地分公司的聯絡資訊以取得相關支援服務。

產品保固期限、台灣區維修據點查詢，請參考以下網頁說明：
<http://www.dlink.com.tw>

產品維修：

使用者可直接送至全省聯強直營維修站或請洽您的原購買經銷商。

D-Link[®]
Building Networks for People

Petunjuk Pemasangan Cepat

DIR-400


WIRELESS 108G ROUTER

Isi Paket

Hubungi penjual jika isi paket tidak lengkap.



DIR-400
WIRELESS 108G
ROUTER



CD-ROM
(Quick Router Setup
Wizard dan Manual)



Kabel Ethernet (CAT5
UTP)



Power Adapter

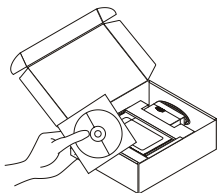
Default IP: 192.168.0.1
Default Username: Admin
Default Password:

⚠ Catatan :

Menggunakan sumber daya dengan tegangan yang salah dapat menimbulkan kerusakan dan membatalkan garansi dari produk ini.

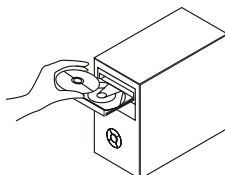
Pemasangan Cepat

1 Keluarkan CD D-Link Click and Connect.



2 A. Pastikan bahwa koneksi internet aktif. **JANGAN** memasang router dahulu.
B. Masukkan CD Quick Router Setup Wizard kedalam komputer. (Gunakan system operasi: WINDOWS 2000/XP)

3 Klik "Install Router" (Ikuti petunjuk pada layar komputer dan untuk informasi selanjutnya klik "View Manual")



▣ **Installer Router**

Dukungan Teknis

Update perangkat lunak dan dokumentasi pengguna dapat diperoleh pada situs web D-Link.

Dukungan Teknis untuk pelanggan:

Dukungan Teknis D-Link melalui Internet:

e-mail: support@dlink.com.sg

D-Link[®]



Ver. 2.00 (I)
2007/11/02

29072600D400A12