


Connect to 192.168.0.1



D-Link DI-804HV

User name:

Password:

Remember my password


OK Cancel

D-Link DI-804HV Web Configuration - Microsoft Internet Explorer

File Edit View Favorites Tools Help

Back Forward Stop Refresh Home Search Favorites Media Print Mail Links SnagIt


Address http://192.168.0.1



**DI-804HV**  
Broadband Hardware VPN Router

Home Advanced Tools Status Help

Setup Wizard



Wizard

WAN

LAN

DHCP

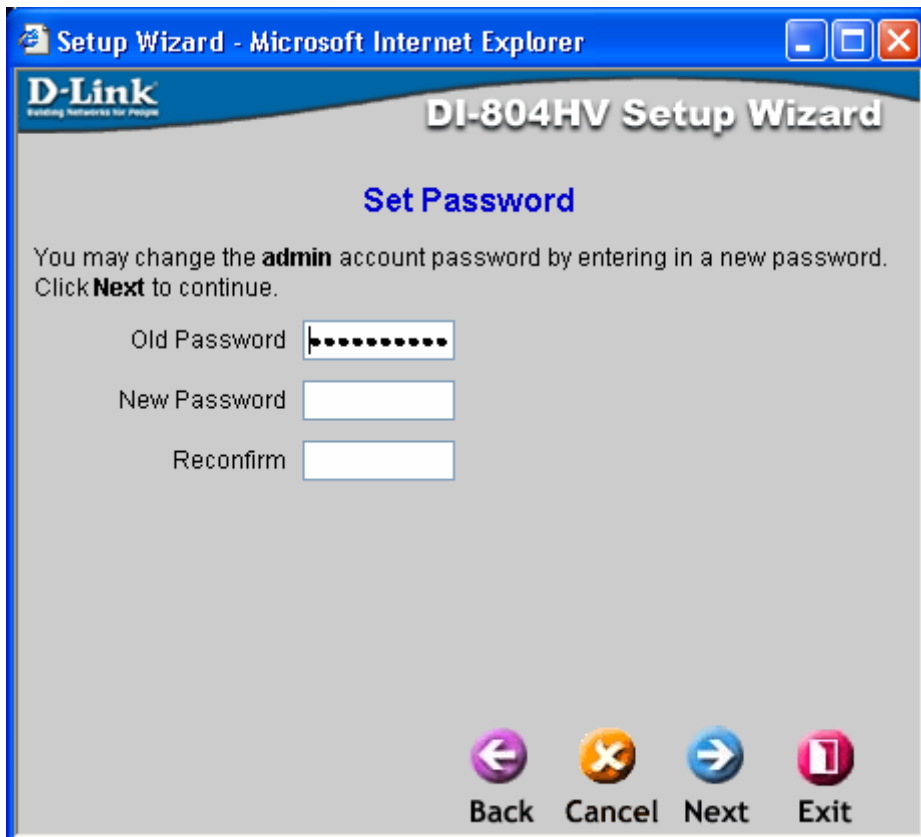
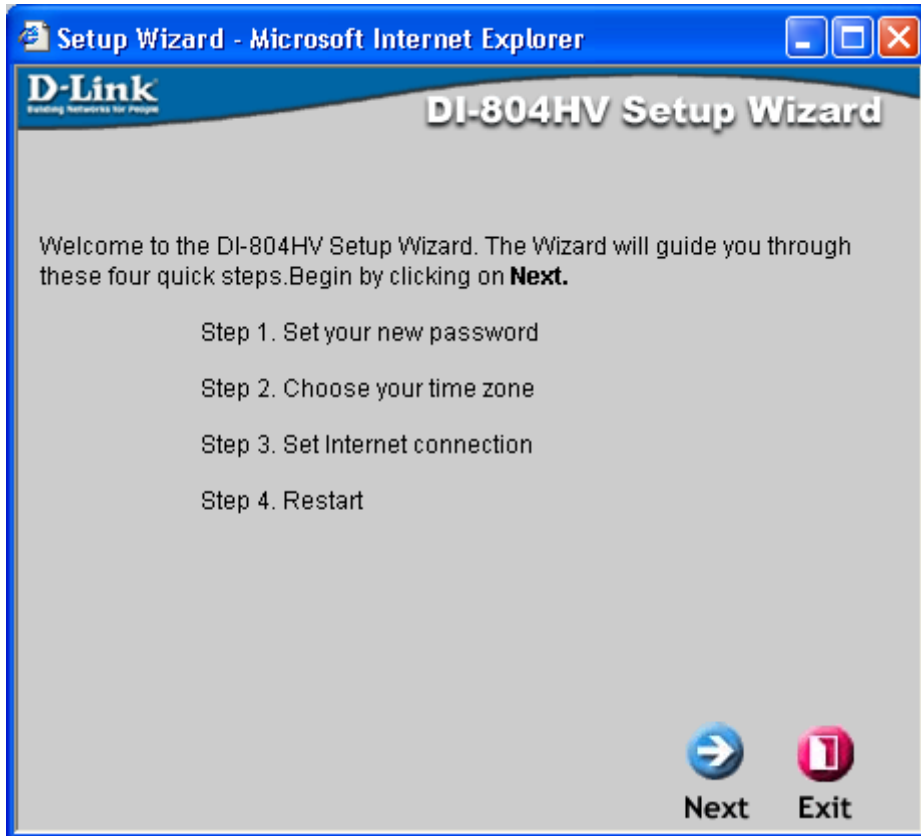
VPN

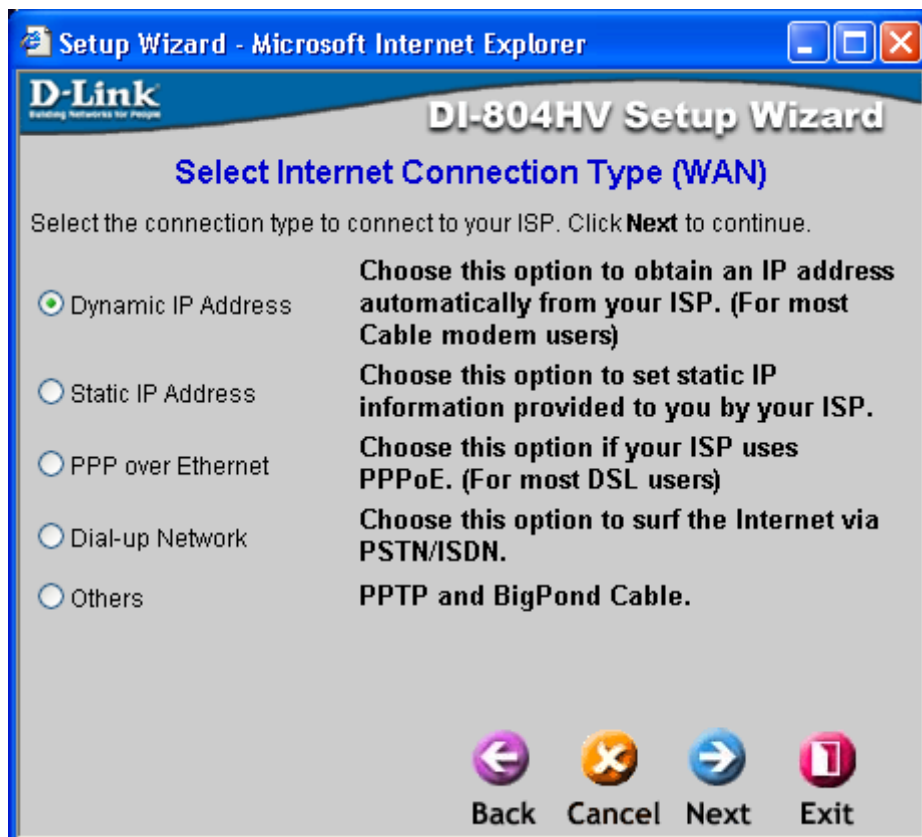
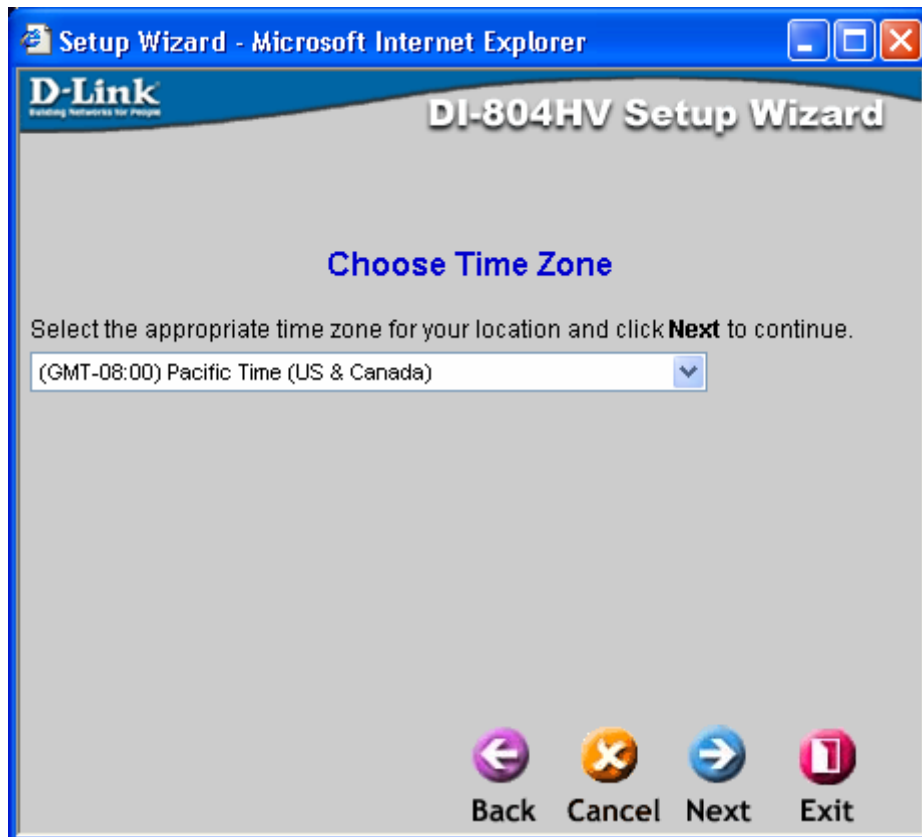
The DI-804HV is an Ethernet Broadband Router ideal for home networking and small business networking. The setup wizard will guide you to configure the DI-804HV to connect to your ISP (Internet Service Provider). The DI-804HV's easy setup will allow you to have Internet access within minutes. Please follow the setup wizard step by step to configure the DI-804HV.

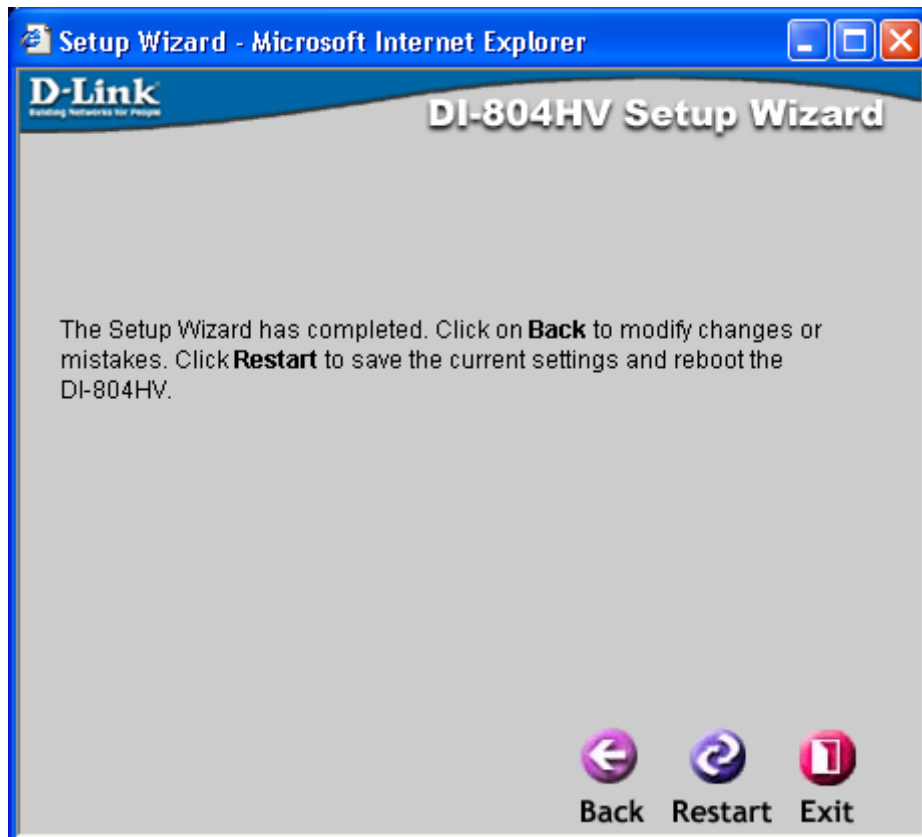
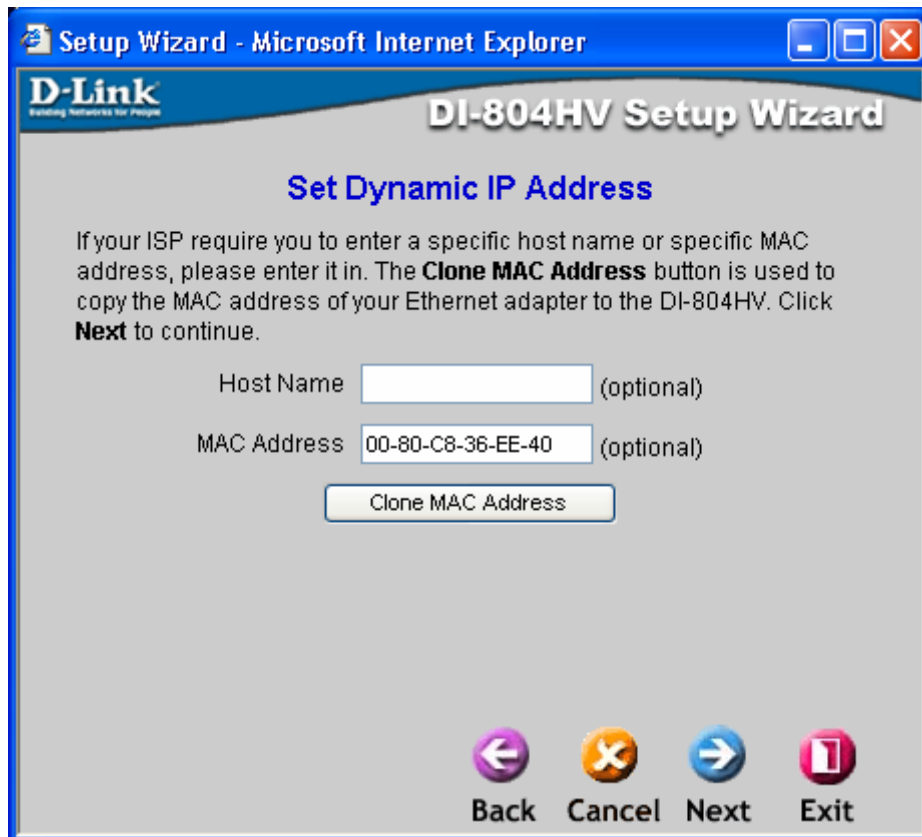
Run Wizard

Help

Unknown Zone (Mixed)







D-Link DI-804HV Web Configuration - Microsoft Internet Explorer

File Edit View Favorites Tools Help

Back Forward Stop Home Search Favorites Media Refresh Print Links SnagIt

Address http://192.168.0.1


# D-Link

Building Networks for People

## DI-804HV

Broadband Hardware VPN Router

**Home** Advanced Tools Status Help



Wizard

**WAN**

LAN

DHCP

VPN

### WAN Settings

Please select the appropriate option to connect to your ISP.

- Dynamic IP Address Choose this option to obtain an IP address automatically from your ISP. (For most Cable modem users)
- Static IP Address Choose this option to set static IP information provided to you by your ISP.
- PPP over Ethernet Choose this option if your ISP uses PPPoE. (For most DSL users)
- Dial-up Network To surf the Internet via PSTN/ISDN.
- Others PPTP and BigPond Cable.

#### Dynamic IP Address

Host Name  (Optional)

Primary DNS

Secondary DNS

Renew IP Forever  Enable (*Auto-reconnect*)

WAN's MAC Address

Auto-backup  Enable

Apply  Cancel  Help

Unknown Zone (Mixed)

D-Link DI-804HV Web Configuration - Microsoft Internet Explorer

File Edit View Favorites Tools Help

Back Forward Stop Refresh Home Search Favorites Media Print Mail Stop SnagIt

Address http://192.168.0.1


# D-Link

Building Networks for People

## DI-804HV

Broadband Hardware VPN Router

**Home** Advanced Tools Status Help



Wizard

**WAN**

LAN

DHCP

VPN




### WAN Settings

Please select the appropriate option to connect to your ISP.

- Dynamic IP Address Choose this option to obtain an IP address automatically from your ISP. (For most Cable modem users)
- Static IP Address Choose this option to set static IP information provided to you by your ISP.
- PPP over Ethernet Choose this option if your ISP uses PPPoE. (For most DSL users)
- Dial-up Network To surf the Internet via PSTN/ISDN.
- Others PPTP and BigPond Cable.

### Static IP Address

WAN IP Address	<input type="text" value="0.0.0.0"/>
WAN Subnet Mask	<input type="text" value="255.255.255.0"/>
WAN Gateway	<input type="text" value="0.0.0.0"/>
Primary DNS	<input type="text" value="0.0.0.0"/>
Secondary DNS	<input type="text" value="0.0.0.0"/>
Auto-backup	<input type="checkbox"/> Enable

Apply Cancel Help

Done Unknown Zone (Mixed)

D-Link DI-804HV Web Configuration - Microsoft Internet Explorer

File Edit View Favorites Tools Help

Back Forward Stop Home Search Favorites Media Refresh Print Links SnagIt

Address http://192.168.0.1


# D-Link

Building Networks for People

## DI-804HV

Broadband Hardware VPN Router

**Home** Advanced Tools Status Help



Wizard

**WAN**

LAN

DHCP

VPN

### WAN Settings

Please select the appropriate option to connect to your ISP.

- Dynamic IP Address Choose this option to obtain an IP address automatically from your ISP. (For most Cable modem users)
- Static IP Address Choose this option to set static IP information provided to you by your ISP.
- PPP over Ethernet Choose this option if your ISP uses PPPoE. (For most DSL users)
- Dial-up Network To surf the Internet via PSTN/ISDN.
- Others PPTP and BigPond Cable.

### PPP over Ethernet

PPPoE Account

PPPoE Password

Primary DNS

Secondary DNS

Maximum Idle Time  seconds  Auto-reconnect

PPPoE Service Name  (optional)

Assigned IP Address  (optional)

MTU  (range:1000~1492)

Auto-backup  Enable

Apply  Cancel  Help

Done Unknown Zone (Mixed)

D-Link DI-804HV Web Configuration - Microsoft Internet Explorer

File Edit View Favorites Tools Help

Back Forward Stop Refresh Home Search Favorites Media Print Mail Links SnagIt

Address http://192.168.0.1


# D-Link

Building Networks for People

## DI-804HV

Broadband Hardware VPN Router

**Home** Advanced Tools Status Help



Wizard

**WAN**

LAN

DHCP

VPN

### WAN Settings

Please select the appropriate option to connect to your ISP.

- Dynamic IP Address Choose this option to obtain an IP address automatically from your ISP. (For most Cable modem users)
- Static IP Address Choose this option to set static IP information provided to you by your ISP.
- PPP over Ethernet Choose this option if your ISP uses PPPoE. (For most DSL users)
- Dial-up Network To surf the Internet via PSTN/ISDN.
- Others PPTP and BigPond Cable.

### Dial-up Network

Dial-up Telephone

Dial-up Account

Dial-up Password

Maximum Idle Time  seconds  Auto-reconnect




Baud Rate  bps  Disable auto-dial

Primary DNS

Secondary DNS

Assigned IP Address  (optional)

Extra Settings

Apply Cancel Help

Done Unknown Zone (Mixed)



D-Link DI-804HV Web Configuration - Microsoft Internet Explorer

File Edit View Favorites Tools Help

Back Forward Stop Home Search Favorites Media SnagIt

Address http://192.168.0.1


# D-Link

Building Networks for People

## DI-804HV

Broadband Hardware VPN Router

**Home** Advanced Tools Status Help



Wizard

**WAN**

LAN

DHCP

VPN

### WAN Settings

Please select the appropriate option to connect to your ISP.

- Dynamic IP Address Choose this option to obtain an IP address automatically from your ISP. (For most Cable modem users)
- Static IP Address Choose this option to set static IP information provided to you by your ISP.
- PPP over Ethernet Choose this option if your ISP uses PPPoE. (For most DSL users)
- Dial-up Network To surf the Internet via PSTN/ISDN.
- Others PPTP and BigPond Cable.
  - PPTP (for Europe use only)
  - BigPond Cable (for Australia use only)

#### Dynamic IP Address for BigPond




Account

Password

Login Server  (optional)

Renew IP Forever  Enable (Auto-reconnect)

Auto-backup  Enable

Apply Cancel Help

Done Unknown Zone (Mixed)

D-Link DI-804HV Web Configuration - Microsoft Internet Explorer

File Edit View Favorites Tools Help


Back Forward Stop Refresh Home Search Favorites Media Print Mail Stop SnagIt

Address http://192.168.0.1

**D-Link**  
Building Networks for People

**DI-804HV**  
Broadband Hardware VPN Router

**Home** **Advanced** **Tools** **Status** **Help**



**Wizard**

**WAN**

**LAN**

**DHCP**




**VPN**

**LAN Settings**  
The IP address of the DI-804HV.

LAN IP Address

Subnet Mask

Domain Name

**Apply** **Cancel** **Help**

Unknown Zone (Mixed)

D-Link DI-804HV Web Configuration - Microsoft Internet Explorer

File Edit View Favorites Tools Help

Back Forward Stop Home Search Favorites Media Print Links SnagIt

Address http://192.168.0.1


# D-Link

Building Networks for People

## DI-804HV

Broadband Hardware VPN Router

**Home** Advanced Tools Status Help



Wizard  
WAN  
LAN  
**DHCP**  
VPN

### DHCP Server

The DI-804HV can be setup as a DHCP Server to distribute IP addresses to the LAN network.

DHCP Server  Enabled  Disabled

IP Pool Starting Address 192.168.0.100

IP Pool Ending Address 192.168.0.199

Lease Time 1 WEEK

Apply  Cancel  Help

### DHCP Clients List

IP Address	Host Name	MAC Address
<input type="button" value="Refresh"/>		


Unknown Zone (Mixed)

D-Link DI-804HV Web Configuration - Microsoft Internet Explorer

File Edit View Favorites Tools Help

Back Forward Stop Refresh Home Search Favorites Media

Address http://192.168.0.1 Go Links SnagIt



## DI-804HV

Broadband Hardware VPN Router

Home
Advanced
Tools
Status
Help

VPN Settings

Item	Setting
VPN	<input type="checkbox"/> Enable
NetBIOS broadcast	<input type="checkbox"/> Enable
Max. number of tunnels	<input type="text" value="0"/>

ID	Tunnel Name	Method
6	<input type="text"/>	IKE <span style="font-size: small;">▼</span> <span style="border: 1px solid gray; padding: 2px;">More</span>
7	<input type="text"/>	IKE <span style="font-size: small;">▼</span> <span style="border: 1px solid gray; padding: 2px;">More</span>
8	<input type="text"/>	IKE <span style="font-size: small;">▼</span> <span style="border: 1px solid gray; padding: 2px;">More</span>
9	<input type="text"/>	IKE <span style="font-size: small;">▼</span> <span style="border: 1px solid gray; padding: 2px;">More</span>
10	<input type="text"/>	IKE <span style="font-size: small;">▼</span> <span style="border: 1px solid gray; padding: 2px;">More</span>


  

Previous page
Next page
Dynamic VPN Settings...

✔
✘
+

Apply
Cancel
Help



Wizard
WAN
LAN
DHCP
VPN

When you click on the more button from the last screen.

D-Link DI-804HV Web Configuration - Microsoft Internet Explorer

File Edit View Favorites Tools Help

Back Forward Stop Home Search Favorites Media Print Mail

Address http://192.168.0.1 Go Links SnagIt

**D-Link**  
Building Networks for People

**DI-804HV**  
Broadband Hardware VPN Router

**Home** Advanced Tools Status Help

VPN Settings - Tunnel 6

Item	Setting
Tunnel Name	<input type="text"/>
Aggressive Mode	<input type="checkbox"/> Enable
Local Subnet	<input type="text" value="0.0.0.0"/>
Local Netmask	<input type="text" value="0.0.0.0"/>
Remote Subnet	<input type="text" value="0.0.0.0"/>
Remote Netmask	<input type="text" value="0.0.0.0"/>
Remote Gateway	<input type="text" value="0.0.0.0"/>
Preshare Key	<input type="text"/>
IKE Proposal index	Select IKE Proposal...
IPSec Proposal index	Select IPSec Proposal...

Back Apply Cancel Help  
No change!

Done Unknown Zone (Mixed)

## Set IKE Proposal

D-Link  
Building Networks for People

### DI-804HV

Broadband Hardware VPN Router

**Home** Advanced Tools Status Help

VPN Settings - Tunnel 6 - Set IKE Proposal

Item	Setting
IKE Proposal index	- Empty - <input type="button" value="Remove"/>

ID	Proposal Name	DH Group	Encrypt algorithm	Auth algorithm	Life Time	Life Time Unit
1	<input type="text"/>	Group 1	3DES	SHA1	0	Sec.
2	<input type="text"/>	Group 1	3DES	SHA1	0	Sec.
3	<input type="text"/>	Group 1	3DES	SHA1	0	Sec.
4	<input type="text"/>	Group 1	3DES	SHA1	0	Sec.
5	<input type="text"/>	Group 1	3DES	SHA1	0	Sec.
6	<input type="text"/>	Group 1	3DES	SHA1	0	Sec.
7	<input type="text"/>	Group 1	3DES	SHA1	0	Sec.
8	<input type="text"/>	Group 1	3DES	SHA1	0	Sec.
9	<input type="text"/>	Group 1	3DES	SHA1	0	Sec.
10	<input type="text"/>	Group 1	3DES	SHA1	0	Sec.

Proposal ID -- select one --  Proposal index

Done Unknown Zone (Mixed)

## Set IPSEC Proposal

D-Link DI-804HV Web Configuration - Microsoft Internet Explorer

Address <http://192.168.0.1>

**D-Link**  
Building Networks for People

**DI-804HV**  
Broadband Hardware VPN Router

**Home** **Advanced** **Tools** **Status** **Help**

VPN Settings - Tunnel 6 - Set IPSEC Proposal

IPSec Proposal index

- Empty -

ID	Proposal Name	DH Group	Encap protocol	Encrypt algorithm	Auth algorithm	Life Time	Life Time Unit
1	<input type="text"/>	None	ESP	3DES	None	0	Sec.
2	<input type="text"/>	None	ESP	3DES	None	0	Sec.
3	<input type="text"/>	None	ESP	3DES	None	0	Sec.
4	<input type="text"/>	None	ESP	3DES	None	0	Sec.
5	<input type="text"/>	None	ESP	3DES	None	0	Sec.
6	<input type="text"/>	None	ESP	3DES	None	0	Sec.
7	<input type="text"/>	None	ESP	3DES	None	0	Sec.
8	<input type="text"/>	None	ESP	3DES	None	0	Sec.
9	<input type="text"/>	None	ESP	3DES	None	0	Sec.
10	<input type="text"/>	None	ESP	3DES	None	0	Sec.

Proposal ID   Proposal index

Done Unknown Zone (Mixed)

D-Link DI-804HV Web Configuration - Microsoft Internet Explorer

File Edit View Favorites Tools Help

Back Forward Stop Refresh Home Search Favorites Media

Address http://192.168.0.1 Go Links SnagIt

# D-Link

Building Networks for People

## DI-804HV

Broadband Hardware VPN Router

Home **Advanced** Tools Status Help

### Virtual Server

Virtual Server is used to allow Internet users access to LAN services.

ID

Enable  Enable




Service Ports  Well known services: -- select one --

Service IP 192.168.0.

Schedule  Always

From time :  To :

day  to

Apply Cancel Help

Service Ports	Server IP	Schedule
---------------	-----------	----------

Virtual Server

Application

Filter

SNMP

DDNS

Routing

DMZ

Unknown Zone (Mixed)




D-Link DI-804HV Web Configuration - Microsoft Internet Explorer

File Edit View Favorites Tools Help

Back Forward Stop Home Search Favorites Media Print SnagIt

Address http://192.168.0.1

---



**D-Link**  
Building Networks for People

## DI-804HV

Broadband Hardware VPN Router

---


Home
Advanced
Tools
Status
Help

**Special Application**  
Special Application is used to run applications that require multiple connections.

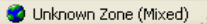
ID	Trigger	Incoming Ports	Enable
1	<input type="text"/>	<input type="text"/>	<input type="checkbox"/>
2	<input type="text"/>	<input type="text"/>	<input type="checkbox"/>
3	<input type="text"/>	<input type="text"/>	<input type="checkbox"/>
4	<input type="text"/>	<input type="text"/>	<input type="checkbox"/>
5	<input type="text"/>	<input type="text"/>	<input type="checkbox"/>
6	<input type="text"/>	<input type="text"/>	<input type="checkbox"/>
7	<input type="text"/>	<input type="text"/>	<input type="checkbox"/>
8	<input type="text"/>	<input type="text"/>	<input type="checkbox"/>
9	<input type="text"/>	<input type="text"/>	<input type="checkbox"/>
10	<input type="text"/>	<input type="text"/>	<input type="checkbox"/>

Popular applications
-- select one --
Copy to ID
--

✔ Apply
✘ Cancel
+ Help



- Virtual Server
- Application**
- Filter
- SNMP
- DDNS
- Routing
- DMZ




D-Link DI-804HV Web Configuration - Microsoft Internet Explorer

File Edit View Favorites Tools Help

Back Forward Stop Home Search Favorites Media Refresh Print Links SnagIt

Address http://192.168.0.1



## DI-804HV

Broadband Hardware VPN Router

Home
Advanced
Tools
Status
Help

**Filter**

Filters are used to allow or deny LAN users from accessing the Internet.

MAC Filter
  IP Filter
  Domain Filter

**MAC Filter**

Use MAC address to allow or deny computers access to the network.

Disabled MAC Filters  
 Only **allow** computers with MAC address listed below to access the network  
 Only **deny** computers with MAC address listed below to access the network

ID	MAC Address	Enable
1	<input style="width: 95%;" type="text"/>	<input type="checkbox"/>
2	<input style="width: 95%;" type="text"/>	<input type="checkbox"/>
3	<input style="width: 95%;" type="text"/>	<input type="checkbox"/>
4	<input style="width: 95%;" type="text"/>	<input type="checkbox"/>

DHCP clients -- select one -- Copy to ID --

Previous page
Next page

✔
✘
+

**Apply**
**Cancel**
**Help**

Done
Unknown Zone (Mixed)

D-Link DI-804HV Web Configuration - Microsoft Internet Explorer

File Edit View Favorites Tools Help


Back Forward Stop Home Search Favorites Media SnagIt

Address http://192.168.0.1

**D-Link**  
Building Networks for People

**DI-804HV**  
Broadband Hardware VPN Router

Home **Advanced** Tools Status Help



Virtual Server  
Application  
**Filter**  
SNMP  
DDNS  
Routing  
DMZ

**Filter**  
Filters are used to allow or deny LAN users from accessing the Internet.  
 MAC Filter  IP Filter  Domain Filter

**IP Filter**  
Use IP Filters to deny LAN IP addresses access to the Internet.  
 Disabled IP Filter  
 **Allow** all computers to access the Internet except those listed below.  
 **Deny** all computers to access the Internet except those listed below.

Enabled  Disabled

IP  -

Port  -

Schedule  Always  
 From time :00 To :00  
day  to

**Apply** **Cancel** **Help**

IP Range Port Range Schedule

Done Unknown Zone (Mixed)

D-Link DI-804HV Web Configuration - Microsoft Internet Explorer

File Edit View Favorites Tools Help

Back Forward Stop Refresh Home Search Favorites Media Print Mail SnagIt


Address http://192.168.0.1

D-Link  
Building Networks for People

## DI-804HV

### Broadband Hardware VPN Router

Home
Advanced
Tools
Status
Help



- Virtual Server
- Application
- Filter
- SNMP
- DDNS
- Routing
- DMZ

**Filter**

Filters are used to allow or deny LAN users from accessing the Internet.

MAC Filter     
  IP Filter     
  Domain Filter

**Domain Filter**

Disabled Domain Filter  
 **Allow** users to access the following domains and block all other domains.  
 **Deny** users to access the following domains and permit all other domains.

ID	Domain Suffix	Action
1	<input type="text"/>	<input type="checkbox"/> Log
2	<input type="text"/>	<input type="checkbox"/> Log
3	<input type="text"/>	<input type="checkbox"/> Log
4	<input type="text"/>	<input type="checkbox"/> Log
5	<input type="text"/>	<input type="checkbox"/> Log
6	<input type="text"/>	<input type="checkbox"/> Log
7	<input type="text"/>	<input type="checkbox"/> Log
8	<input type="text"/>	<input type="checkbox"/> Log
9	<input type="text"/>	<input type="checkbox"/> Log
10	<input type="text"/>	<input type="checkbox"/> Log

✔ Apply
✘ Cancel
+ Help

Done      Unknown Zone (Mixed)

D-Link DI-804HV Web Configuration - Microsoft Internet Explorer

File Edit View Favorites Tools Help

Back Forward Stop Home Search Favorites Media Refresh Print Links SnagIt

Address http://192.168.0.1


# D-Link

Building Networks for People

## DI-804HV

Broadband Hardware VPN Router

**Home** **Advanced** Tools Status Help



Virtual Server

Application

Filter

**SNMP**

DDNS

Routing

DMZ




### SNMP

Use Simple Network Management Protocol(SNMP) for DI-804HV management purposes.

Enable SNMP  Local  Remote

Get Community

Set Community

Apply Cancel Help

Unknown Zone (Mixed)

D-Link DI-804HV Web Configuration - Microsoft Internet Explorer

File Edit View Favorites Tools Help


Back Forward Stop Home Search Favorites Media Refresh Print Links SnagIt

Address http://192.168.0.1

**D-Link**  
Building Networks for People

**DI-804HV**  
Broadband Hardware VPN Router

Home **Advanced** Tools Status Help



Virtual Server  
Application  
Filter  
SNMP  
**DDNS**  
Routing  
DMZ

**Dynamic DNS**  
Use Dynamic DNS if you want to use your DDNS account.



DDNS  Disabled  Enabled

Provider

Host Name

Username / E-mail

Password / Key

    
Apply Cancel Help

Done Unknown Zone (Mixed)


D-Link DI-804HV Web Configuration - Microsoft Internet Explorer

File Edit View Favorites Tools Help

Back Forward Stop Refresh Home Search Favorites Media Print Mail SnagIt

Address http://192.168.0.1

---




**D-Link**  
Building Networks for People

## DI-804HV

Broadband Hardware VPN Router

---

Home
Advanced
Tools
Status
Help



- Virtual Server
- Application
- Filter
- SNMP
- DDNS
- Routing
- DMZ

### Routing Table

Use the Routing Table for routing purposes within your local network.

Dynamic Routing  Disable  RIPv1  RIPv2

ID	Destination	Subnet Mask	Gateway	Hop	Enable
1	<input type="text"/>	<input type="text"/>	<input type="text"/>	<input type="text"/>	<input type="checkbox"/>
2	<input type="text"/>	<input type="text"/>	<input type="text"/>	<input type="text"/>	<input type="checkbox"/>
3	<input type="text"/>	<input type="text"/>	<input type="text"/>	<input type="text"/>	<input type="checkbox"/>
4	<input type="text"/>	<input type="text"/>	<input type="text"/>	<input type="text"/>	<input type="checkbox"/>
5	<input type="text"/>	<input type="text"/>	<input type="text"/>	<input type="text"/>	<input type="checkbox"/>
6	<input type="text"/>	<input type="text"/>	<input type="text"/>	<input type="text"/>	<input type="checkbox"/>
7	<input type="text"/>	<input type="text"/>	<input type="text"/>	<input type="text"/>	<input type="checkbox"/>
8	<input type="text"/>	<input type="text"/>	<input type="text"/>	<input type="text"/>	<input type="checkbox"/>

✔
✘
+

Apply
Cancel
Help

D-Link DI-804HV Web Configuration - Microsoft Internet Explorer

File Edit View Favorites Tools Help


Back Forward Stop Refresh Home Search Favorites Media Print Mail Links SnagIt

Address http://192.168.0.1

**D-Link**  
Building Networks for People

**DI-804HV**  
Broadband Hardware VPN Router

Home **Advanced** Tools Status Help






Virtual Server  
Application  
Filter  
SNMP  
DDNS  
Routing  
**DMZ**

**DMZ**  
DMZ(Demilitarized Zone) is used to allow a single computer on the LAN to be exposed to the Internet.

Enabled  Disabled

IP Address 192.168.0.

    
Apply Cancel Help

Unknown Zone (Mixed)



D-Link DI-804HV Web Configuration - Microsoft Internet Explorer

File Edit View Favorites Tools Help


Back Forward Stop Home Search Favorites Media Print Mail SnagIt

Address http://192.168.0.1

**D-Link**  
Building Networks for People

**DI-804HV**  
Broadband Hardware VPN Router

Home **Advanced** **Tools** Status Help



**Admin**

Time

System

Firmware




Misc

**Administrator's Toolbox**  
Administrators can change their login password.

Old Password

New Password

Reconfirm




Apply Cancel Help

**Remote Management**  
Let administrator perform administration task from remote host.

Enabled  Disabled

IP Address

Port

Apply Cancel Help

Done Unknown Zone (Mixed)

D-Link DI-804HV Web Configuration - Microsoft Internet Explorer

File Edit View Favorites Tools Help

Back Forward Stop Home Search Favorites Media SnagIt

Address http://192.168.0.1 Go Links SnagIt


# D-Link

Building Networks for People

## DI-804HV

Broadband Hardware VPN Router

**Home** **Advanced** **Tools** **Status** **Help**



**Admin**

**Time**

**System**

**Firmware**

**Misc**

### Time

Set the DI-804HV system time.

Local Time Tue Jun 24 00:20:12 2003

Enable NTP

Default NTP Server  (optional)

Time Zone (GMT-08:00) Pacific Time (US & Canada)

Set Device Date and Time

Year:  Month:  Day:

Hour:  Minute:  Second:

**Apply** **Cancel** **Help**

Unknown Zone (Mixed)

D-Link DI-804HV Web Configuration - Microsoft Internet Explorer

File Edit View Favorites Tools Help


Back Forward Stop Home Search Favorites Media SnagIt

Address http://192.168.0.1 Go Links SnagIt

**D-Link**  
Building Networks for People

**DI-804HV**  
Broadband Hardware VPN Router

Home Advanced **Tools** Status Help




Admin  
Time  
**System**  
Firmware  
Misc

**System Settings**

Save Settings To Local Hard Drive

Load Settings From Local Hard Drive

Restore To Factory Default Settings

  
Help

Unknown Zone (Mixed)

D-Link DI-804HV Web Configuration - Microsoft Internet Explorer

File Edit View Favorites Tools Help


Back Forward Stop Refresh Home Search Favorites Media Print Mail SnagIt

Address http://192.168.0.1 Go Links SnagIt

**D-Link**  
Building Networks for People

**DI-804HV**  
Broadband Hardware VPN Router

Home Advanced **Tools** Status Help






Admin  
Time  
System  
**Firmware**  
Misc

**Firmware Upgrade**

There may be new firmware for your DI-804HV to improve functionality and performance.  
[Click here to check for an upgrade on our support site.](#)  
The upgrade procedure takes about 20 seconds. Note! Do not power off the unit when it is being upgraded. When the upgrade is done successfully, the unit will be restarted automatically.

**Current Firmware Version: 1.30**  
**Firmware Date: Tue, Jun 24 2003**

Browse...

    
Apply Cancel Help

Done Unknown Zone (Mixed)

D-Link DI-804HV Web Configuration - Microsoft Internet Explorer

File Edit View Favorites Tools Help

Back Forward Stop Refresh Home Search Favorites Media Print Mail Links SnagIt

Address http://192.168.0.1


# D-Link

Building Networks for People

## DI-804HV

Broadband Hardware VPN Router

**Home** **Advanced** **Tools** **Status** **Help**



**Admin**

**Time**

**System**

**Firmware**

**Misc**

### Ping Test

Ping Test is used to send "Ping" packets to test if a computer is on the Internet.

Domain Name or IP address

### Restart Device

Reboots the DI-804HV.

### Block WAN Ping

When you "Block WAN Ping", you are causing the public WAN IP address on the DI-804HV to not respond to ping commands. Pinging public WAN IP addresses is a common method used by hackers to test whether your WAN IP address is valid.

Discard PING from WAN side  Enable  Disable

### Non-standard FTP port

You have to setup this item if you want to access an FTP server whose port number is not 21.

Port:

### SPI mode

You can setup this item if you want to enable SPI mode.

Enabled  Disabled

### DoS

Enabled  Disabled

Apply  Cancel  Help

Unknown Zone (Mixed)

D-Link DI-804HV Web Configuration - Microsoft Internet Explorer

File Edit View Favorites Tools Help


Back Forward Stop Home Search Favorites Media SnagIt

Address http://192.168.0.1

**D-Link**  
Building Networks for People

**DI-804HV**  
Broadband Hardware VPN Router

Home Advanced Tools **Status** Help



**Device Info**

**Log**

**Stats**

Device Information

Firmware Version: 1.30, Tue, Jun 24 2003

**LAN**

**MAC Address** 00-80-C8-36-EE-41  
**IP Address** 192.168.0.1  
**Subnet Mask** 255.255.255.0  
**DHCP Server** Enable

**WAN**


**MAC Address** 00-80-C8-36-EE-40  
**Connection** DHCP Client Disconnected.

**Remaining Lease Time** 00:00:00  
**IP Address** 0.0.0.0  
**Subnet Mask** 0.0.0.0  
**Gateway** 0.0.0.0  
**Domain Name Server** 0.0.0.0

**Peripheral**

**Dial-up Modem** Not ready

Device Time: Tue Jun 24 00:20:48 2003

  
**Help**

Unknown Zone (Mixed)

D-Link DI-804HV Web Configuration - Microsoft Internet Explorer

File Edit View Favorites Tools Help

Back Forward Stop Home Search Favorites Media SnagIt

Address http://192.168.0.1 Go Links SnagIt


# D-Link

Building Networks for People

## DI-804HV

Broadband Hardware VPN Router

**Home** **Advanced** **Tools** **Status** **Help**




**Device Info**

**Log**

**Stats**

**View Log**

View Log View Log displays the activities occurring on the DI-804HV. Click on Log Settings for advance features.

 **Help**

WAN Type: Dynamic IP Address (1.30)  
Display time: Tue Jun 24 00:20:58 2003

Tuesday, 24 June 2003 12:00:00 AM Set Device Time to: Tue Jun 24 00:00:00 2003  
\* DOD:prot 1 trigger from 192.168.0.156 to 144.132.96.179  
Tuesday, 24 June 2003 12:00:21 AM DHCP:discover()  
Tuesday, 24 June 2003 12:00:25 AM DHCP:discover()  
Tuesday, 24 June 2003 12:00:33 AM DHCP:discover()  
Tuesday, 24 June 2003 12:00:49 AM DHCP:discover()  
\* DOD:prot 1 trigger from 192.168.0.156 to 144.132.96.179  
Tuesday, 24 June 2003 12:01:23 AM DHCP:discover()  
Tuesday, 24 June 2003 12:01:27 AM DHCP:discover()  
Tuesday, 24 June 2003 12:01:35 AM DHCP:discover()  
Tuesday, 24 June 2003 12:01:51 AM DHCP:discover()  
\* DOD:prot 1 trigger from 192.168.0.156 to 144.132.96.184  
Tuesday, 24 June 2003 12:02:24 AM DHCP:discover()  
Tuesday, 24 June 2003 12:02:28 AM DHCP:discover()  
Tuesday, 24 June 2003 12:02:36 AM DHCP:discover()  
Tuesday, 24 June 2003 12:02:52 AM DHCP:discover()  
\* DOD:prot 1 trigger from 192.168.0.156 to 144.132.96.184  
Tuesday, 24 June 2003 12:03:25 AM DHCP:discover()  
Tuesday, 24 June 2003 12:03:29 AM DHCP:discover()  
Tuesday, 24 June 2003 12:03:37 AM DHCP:discover()  
Tuesday, 24 June 2003 12:03:53 AM DHCP:discover()  
\* DOD:prot 1 trigger from 192.168.0.156 to 144.132.96.184  
Tuesday, 24 June 2003 12:04:25 AM DHCP:discover()  
Tuesday, 24 June 2003 12:04:29 AM DHCP:discover()  
Tuesday, 24 June 2003 12:04:37 AM DHCP:discover()  
Tuesday, 24 June 2003 12:04:53 AM DHCP:discover()

Done Unknown Zone (Mixed)

D-Link DI-804HV Web Configuration - Microsoft Internet Explorer

File Edit View Favorites Tools Help

Back Forward Stop Home Search Favorites Media SnagIt

Address http://192.168.0.1

**D-Link**  
Building Networks for People

**DI-804HV**  
Broadband Hardware VPN Router

Home Advanced Tools **Status** Help



Device Info

Log

**Stats**

Traffic Statistics  
Traffic Statistics display Receive and Transmit packets passing through the DI-804HV.

Refresh Reset

 Help

Item	Receive	Transmit
WAN	0 Packets	20 Packets
LAN	5376 Packets	1683 Packets

Unknown Zone (Mixed)



D-Link DI-804HV Web Configuration - Microsoft Internet Explorer

File Edit View Favorites Tools Help

Back Forward Stop Home Search Favorites Media Refresh Print Links SnagIt

Address http://192.168.0.1

**D-Link**  
Building Networks for People

**DI-804HV**  
Broadband Hardware VPN Router

**Home** **Advanced** **Tools** **Status** **Help**

**Home**

- [Setup Wizard](#)
- [WAN](#)
- [LAN](#)
- [DHCP](#)
- [VPN](#)

**Advanced**

- [Virtual Server](#)
- [Application](#)
- [Filters](#)
- [SNMP](#)
- [DDNS](#)
- [Routing](#)
- [DMZ](#)


**Tools**

- [Admin](#)
- [Time](#)
- [System](#)
- [Firmware](#)
- [MISC](#)

**Status**

- [Device Info](#)
- [Log](#)
- [Log settings](#)
- [Stats](#)

**FAQs**



Done Unknown Zone (Mixed)